

## Introductory sub-table (I)(a)

| Name of the Company: HB STOCKHOLDINGS LTD   |                               |   |  |
|---|-------------------------------|---|--|
| Scrip Code, Name of the scrip, class of security: 32216 - EQUITY SHARE, EQUITY  |                               |   |  |
| Quarter ended: 31/03/2011   |                               |   |  |
| Partly paid-up shares:-   | No. of partly paid-up shares  | As a % of total no. of partly paid-up shares              | As a % of total no. of shares of the company   |
| Held by promoter/promoter group   | 0                             | 0   | 0  |
| Held by public  | 0                             | 0   | 0  |
| <b>Total - D</b>  | <b>0</b>                      | <b>0</b>  | <b>0</b>   |
| Outstanding convertible securities:-  | No. of outstanding securities | As a % of total no. of outstanding convertible securities | As a % of total no. of shares of the company, assuming full conversion of the convertible securities |
| Held by promoter/promoter group   | 0                             | 0   | 0  |
| Held by public  | 0                             | 0   | 0  |
| <b>Total - E</b>  | <b>0</b>                      | <b>0</b>  | <b>0</b>   |
| Warrants:-  | No. of warrants               | As a % of total no. of warrants                           | As a % of total no. of shares of the company, assuming full conversion of warrants                   |
| Held by promoter/promoter group   | 0                             | 0   | 0  |
| Held by public  | 0                             | 0   | 0  |
| <b>Total - F</b>  | <b>0</b>                      | <b>0</b>  | <b>0</b>   |
| <b>Total paid-up capital of the company, assuming full conversion of warrants and convertible securities (Grand Total (A+B+C)+ D+E+F)</b> |                               | <b>23792218</b>   | <b>0</b>   |

|                      |                 |
|----------------------|-----------------|
| <b>Total (A+B+C)</b> | <b>23792218</b> |
|----------------------|-----------------|




**Distribution Schedule**

**HB STOCKHOLDINGS LIMITED**

|                              |               |                                      |            |
|------------------------------|---------------|--------------------------------------|------------|
| Distribution of              | Equity Shares | as on                                | 31/03/2011 |
| Total Nominal value of Rs.   | 237922180.00  | Nominal value of each share/unit Rs. | 10.00      |
| Total number of shares/units | 23792218      | Paid up value of each share/unit Rs. | 10.00      |

**TABLE I**  
**Distribution of holdings**

| Shareholding of value of Rs. | Shareholders |               | Share holdings  |                     |               |
|------------------------------|--------------|---------------|-----------------|---------------------|---------------|
|                              | Number       | % to total    | Shares          | Amount              | % to total    |
| UPTO TO 5000                 | 74690        | 98.28         | 6118642         | 61186420.00         | 25.72         |
| 5001 TO 10000                | 738          | 0.97          | 564436          | 5644360.00          | 2.37          |
| 10001 TO 20000               | 300          | 0.39          | 445492          | 4454920.00          | 1.87          |
| 20001 TO 30000               | 89           | 0.12          | 227030          | 2270300.00          | 0.95          |
| 30001 TO 40000               | 36           | 0.05          | 129538          | 1295380.00          | 0.54          |
| 40001 TO 50000               | 33           | 0.04          | 150354          | 1503540.00          | 0.63          |
| 50001 TO 100000              | 48           | 0.06          | 333634          | 3336340.00          | 1.40          |
| 100001 and Above             | 66           | 0.09          | 15823092        | 158230920.00        | 66.51         |
| <b>** G Total</b>            | <b>76000</b> | <b>100.00</b> | <b>23792218</b> | <b>237922180.00</b> | <b>100.00</b> |



**Annexure II**  
**HB STOCKHOLDINGS LIMITED**

(1) (a) Statement showing Shareholding Pattern as on 31/03/2011

| Category code | Category of shareholder                            | Number of shareholders | Total Number of Shares | Number of shares held in dematerialized form | Total Shareholding as a percentage of total no. of shares |                                  | Shares Pledged or otherwise encumbered |                                      |
|---------------|--|------------------------|------------------------|--|---|----------------------------------|--|--------------------------------------|
|               |  |                        |                        |  | As a percentage of (A+B) (VI)                             | As a percentage of (A+B+C) (VII) | No. of shares (VIII)                   | As a percentage (IX)=(VIII)/(IV)*100 |
| (I)           | (II)   | (III)                  | (IV)                   | (V)  | (VI)  | (VII)                            | (VIII)                                 | (IX)                                 |
| <b>(A)</b>    | <b>Shareholding of promoter and promoter Group</b> |                        |                        |  |   |                                  |  |                                      |
| <b>(1)</b>    | <b>Indian</b>                                      |                        |                        |  |   |                                  |  |                                      |
| (a)           | INDIVIDUALS/HUF                                    | 7                      | 1,23,48,545            | 1,23,48,545                                  | 51.90   | 51.90                            | 0                                      | 0.00                                 |
| (b)           | CENTRAL GOVERNMENT/STATE GOVERNMENT                | 0                      | 0                      | 0  | 0.00  | 0.00                             | 0                                      | 0.00                                 |
| (c)           | BODIES CORPORATE                                   | 2                      | 98,814                 | 98,814                                       | 0.42  | 0.42                             | 0                                      | 0.00                                 |
| (d)           | FINANCIAL INSTITUTIONS/BANKS                       | 0                      | 0                      | 0  | 0.00  | 0.00                             | 0                                      | 0.00                                 |
| (e)           | ANY OTHER (SPECIFY)                                | 0                      | 0                      | 0  | 0.00  | 0.00                             | 0                                      | 0.00                                 |
|               | Sub-Total (A) (1)                                  | 9                      | 1,24,47,359            | 1,24,47,359                                  | 52.32   | 52.32                            | 0                                      | 0.00                                 |
| <b>(2)</b>    | <b>Foreign</b>                                     |                        |                        |  |   |                                  |  |                                      |
| (a)           | INDIVIDUALS(NRI)/FOREIGN INDIVIDUALS               | 0                      | 0                      | 0  | 0.00  | 0.00                             | 0                                      | 0.00                                 |
| (b)           | BODIES CORPORATE                                   | 0                      | 0                      | 0  | 0.00  | 0.00                             | 0                                      | 0.00                                 |
| (c)           | INSTITUTIONS                                       | 0                      | 0                      | 0  | 0.00  | 0.00                             | 0                                      | 0.00                                 |
| (d)           | ANY OTHER (SPECIFY)                                | 0                      | 0                      | 0  | 0.00  | 0.00                             | 0                                      | 0.00                                 |
|               | Sub-Total (A) (2)                                  | 0                      | 0                      | 0  | 0.00  | 0.00                             | 0                                      | 0.00                                 |
|               | Total (A)  | 9                      | 1,24,47,359            | 1,24,47,359                                  | 52.32   | 52.32                            | 0                                      | 0.00                                 |
| <b>(B)</b>    | <b>Public shareholding</b>                         |                        |                        |  |   |                                  |  |                                      |
| <b>(1)</b>    | <b>Institutions</b>                                |                        |                        |  |   |                                  |  |                                      |
| (a)           | MUTUAL FUNDS/UTI                                   | 7                      | 8,600                  | 0  | 0.04  | 0.04                             | 0                                      | 0.00                                 |
| (b)           | FINANCIAL INSTITUTIONS/BANKS                       | 4                      | 20,190                 | 19,900                                       | 0.08  | 0.08                             | 0                                      | 0.00                                 |
| (c)           | CENTRAL GOVERNMENT/STATE GOVERNMENT                | 0                      | 0                      | 0  | 0.00  | 0.00                             | 0                                      | 0.00                                 |
| (d)           | VENTURE CAPITAL FUND                               | 0                      | 0                      | 0  | 0.00  | 0.00                             | 0                                      | 0.00                                 |
| (e)           | INSURANCE COMPANIES                                | 0                      | 0                      | 0  | 0.00  | 0.00                             | 0                                      | 0.00                                 |
| (f)           | FOREIGN INSTITUTIONAL INVESTORS                    | 0                      | 0                      | 0  | 0.00  | 0.00                             | 0                                      | 0.00                                 |
| (g)           | FOREIGN VENTURE CAPITAL INVESTORS                  | 0                      | 0                      | 0  | 0.00  | 0.00                             | 0                                      | 0.00                                 |
| (h)           | ANY OTHER SPECIFY                                  | 0                      | 0                      | 0  | 0.00  | 0.00                             | 0                                      | 0.00                                 |
|               | Sub-Total (B) (1)                                  | 11                     | 28,790                 | 19,900                                       | 0.12  | 0.12                             | 0                                      | 0.00                                 |
| <b>(2)</b>    | <b>Non-institutions</b>                            |                        |                        |  |   |                                  |  |                                      |
| (a)           | BODIES CORPORATE                                   | 330                    | 22,02,784              | 21,63,953                                    | 9.26  | 9.26                             | 0                                      | 0.00                                 |
| (b)           | i) INDIVIDUALS -HOLD UPTO 1 LAKH (NOM VALUE)       | 74925                  | 75,26,942              | 34,89,929                                    | 31.64   | 31.64                            | 0                                      | 0.00                                 |
|               | ii) INDIVIDUALS -HOLD ABOVE 1 LAKH (NOM VALUE)     | 41                     | 13,18,926              | 13,18,926                                    | 5.54  | 5.54                             | 0                                      | 0.00                                 |
| (c)           | ANY OTHER (SPECIFY)- A) CLEARNG MEMBERS            | 52                     | 32,673                 | 32,673                                       | 0.14  | 0.14                             | 0                                      | 0.00                                 |
|               | B) NON-RESIDENTS                                   | 632                    | 2,34,744               | 1,09,181                                     | 0.99  | 0.99                             | 0                                      | 0.00                                 |
|               | C) TRUST   | 0                      | 0                      | 0  | 0.00  | 0.00                             | 0                                      | 0.00                                 |
|               | Sub-Total (B) (2)                                  | 75980                  | 1,13,16,069            | 71,14,662                                    | 47.57   | 47.57                            | 0                                      | 0.00                                 |
|               | Total (B)  | 75991                  | 1,13,44,859            | 71,34,562                                    | 47.69   | 47.69                            | 0                                      | 0.00                                 |




| Category code | Category of shareholder                            | Number of shareholders | Total Number of Shares | Number of shares held in dematerialized form | Total Shareholding as a percentage of total no. of shares |                                  | Shares Pledged or otherwise encumbered |                                      |
|---------------|--|------------------------|------------------------|--|---|----------------------------------|--|--------------------------------------|
|               |  |                        |                        |  | As a percentage of (A+B) (VI)                             | As a percentage of (A+B+C) (VII) | No. of shares (VIII)                   | As a percentage (IX)=(VIII)/(IV)*100 |
| (I)           | (II)   | (III)                  | (IV)                   | (V)  | (VI)  | (VII)                            | (VIII)                                 | (IX)                                 |
| (C)           | <b>Shares held by Custodians and against which</b> |                        |                        |  |   |                                  |  |                                      |
|               | <b>Depository Receipts have been issued</b>        |                        |                        |  |   |                                  |  |                                      |
|               | SHARES HELD BY CUSTODIANS                          | 0                      | 0                      | 0  | 0.00  | 0.00                             | 0                                      | 0.00                                 |
|               | Sub-Total (C)                                      | 0                      | 0                      | 0  | 0.00  | 0.00                             | 0                                      | 0.00                                 |
|               | Total (C)  | 0                      | 0                      | 0  | 0.00  | 0.00                             | 0                                      | 0.00                                 |
|               | Grand-Total  | 76000                  | 2,37,92,218            | 1,95,81,921                                  | 100.00  | 100.00                           | 0                                      | 0.00                                 |



**Annexure II**  
**HB STOCKHOLDINGS LIMITED**

**(1) (b) Statement showing Shareholding of persons belonging to the category "Promoter and Promoter Group" as on 31/03/2011**

| Sr. No.            | Folio# / DPID, CLID | Name of the shareholder     | Total Shares held  |                                   | Shares pledged or otherwise encumbered |                                   |  |
|--------------------|---------------------|-----------------------------|--------------------|-----------------------------------|--|-----------------------------------|--|
|                    |                     |                             | Number             | As a % of grand total (A)+(B)+(C) | Number                                 | As a percentage VI=(V)/ (III)*100 | As a % of grand total (A)+(B)+(C) of sub-clauses (I) □ (a) |
| 1                  | IN300931/10000053   | Anju Bhasin                 | 2,26,228           | 0.95                              | 0                                      | 0.00                              | 0.00   |
| 2                  | IN300931/10004914   | Ayush Kapur                 | 75,000             | 0.32                              | 0                                      | 0.00                              | 0.00   |
| 3                  | IN300931/10004906   | Kanishk Kapur               | 75,000             | 0.32                              | 0                                      | 0.00                              | 0.00   |
| 4                  | IN300931/10022974   | Lalit Bhasin                | 1,13,37,518        | 47.65                             | 0                                      | 0.00                              | 0.00   |
| 5                  | IN300931/10000045   | Lalit Bhasin                | 4,84,799           | 2.04                              | 0                                      | 0.00                              | 0.00   |
| 6                  | IN300931/10005925   | Manasvin Arora              | 75,000             | 0.32                              | 0                                      | 0.00                              | 0.00   |
| 7                  | IN300931/10005916   | Mehar Arora                 | 75,000             | 0.32                              | 0                                      | 0.00                              | 0.00   |
| 8                  | IN300931/10000877   | Merrygold Investments Ltd   | 30,494             | 0.13                              | 0                                      | 0.00                              | 0.00   |
| 9                  | IN300931/10003294   | RRB MASTER HOLDINGS LIMITED | 68,320             | 0.29                              | 0                                      | 0.00                              | 0.00   |
| <b>Grand-Total</b> |                     |                             | <b>1,24,47,359</b> | <b>52.32</b>                      | <b>0</b>                               | <b>0.00</b>                       | <b>0.00</b>  |



**Annexure II**  
**HB STOCKHOLDINGS LIMITED**

**(1) (c) Statement showing Shareholding of persons belonging to the category "Public" and holding more than 1% of the total number of shares as on 31/03/2011**


| Sr. No.            | Folio# / DPID,CLID | Name of the shareholder       | Number of shares | Shares as a percentage of total number of shares (i.e Grand total (A+B+C)) in para(I)(a) above |
|--------------------|--------------------|-------------------------------|------------------|--|
| 1                  | IN300020/30133415  | DELHI IRON & STEEL CO (P) LTD | 8,94,707         | 3.76   |
| 2                  | IN300020/30086254  | AMRIT STEELS (P) LTD          | 7,26,511         | 3.05   |
| <b>Grand-Total</b> |                    |                               | <b>16,21,218</b> | <b>6.81</b>  |



**Annexure II**  
**HB STOCKHOLDINGS LIMITED**

**(1) (d) Statement showing details of lock-in shares as on 31/03/2011**

| Sr. No.            | Folio# / DPID,CLID | Name of the shareholder | Category of Shareholders (promoters/ Public) | Number of shares | Shares as a percentage of total number of shares (i.e Grand total (A+B+C)) in para(I)(a) above |
|--------------------|--------------------|-------------------------|--|------------------|--|
|                    |                    | NIL                     |  | NIL              | NIL  |
| <b>Grand-Total</b> |                    |                         |  | NIL              | NIL  |



**Annexure II**  
**HB STOCKHOLDINGS LIMITED**

Shareholding Pattern as on 31/03/2011

**(II) (a) Statement showing details of Depository Receipts (DRs)**

| Sr No. | Type of Outstanding DR (ADRs, GDRs, SDRs, etc.) | Number of Outstanding DRs | Number of shares underlying outstanding DRs | Shares underlying outstanding DRs as a percentage of total number of shares {i.e. Grand Total (A)+(B) +(C) indicated in the statement at para (1) (a) above } |
|--------|---|---------------------------|---|---|
|        |   |                           | NIL   |   |
|        | <b>TOTAL</b>                                    |                           |   |   |

**(II) (b) Statement showing Holding of Depository Receipts (DRs), where underlying shares are in excess of 1% of the total number of shares**

| Sr No. | Name of the DR Holder | Type of Outstanding DR (ADRs, GDRs, SDRs, etc.) | Number of shares underlying outstanding DRs | Shares underlying outstanding DRs as a percentage of total number of shares {i.e. Grand Total (A)+(B) +(C) indicated in the statement at para (1) (a) above } |
|--------|-----------------------|---|---|---|
|        |                       |   | NIL   |   |
|        | <b>TOTAL</b>          |   |   |   |

